

MONTHLY MEMBERSHIP PROGRESS REPORT

District 2 S2

Results as of: 11/30/2023

GMT:

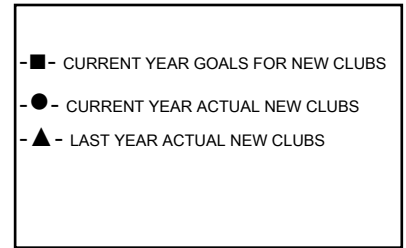
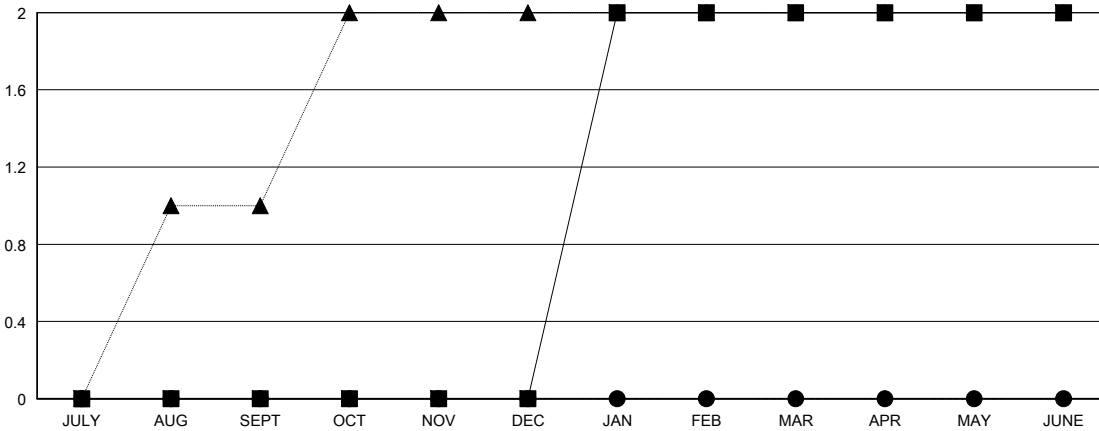
LOCATION TEXAS

GMT CA

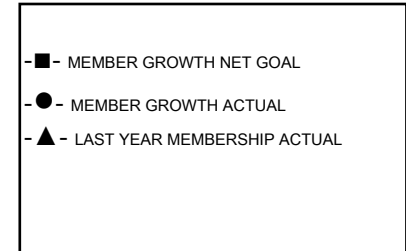
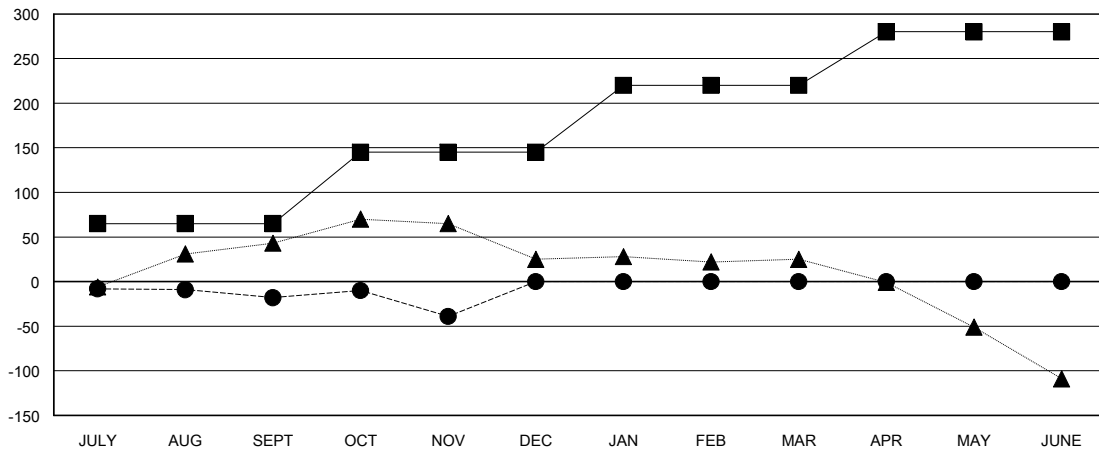
Clubs			
RESULTS FOR 2023-2024			
QUARTER	NEW CLUB GOAL	NEW CLUBS	DROPPED CLUBS
JULY/AUG/SEPT	0	0	1
OCT/NOV/DEC	0	0	0
JAN/FEB/MAR	2	0	0
APR/MAY/JUNE	0	0	0

Members			
RESULTS FOR 2023-2024			
QUARTER	MEMBER GROWTH NET GOAL	MEMBER GROWTH ACTUAL	DROPPED MEMBERS ACTUAL (including transfers)
JULY/AUG/SEPT	65	61	64
OCT/NOV/DEC	80	23	43
JAN/FEB/MAR	75	0	0
APR/MAY/JUNE	60	0	0

GOALS AND ACTUAL NEW CLUBS CUMULATIVE



GOALS AND ACTUAL MEMBERS CUMULATIVE



DROPPED CLUBS: 1	
DROPPED MEMBERS	
DECEASED	5
CLUB CANCELLED	0
OTHER	102
TOTAL	107

21 CLUBS OF 53 ADDED 1 OR MORE NEW MEMBERS

GENDER DISTRIBUTION	
MALE	725 (51.79%)
FEMALE	675 (48.21%)

[CLICK HERE FOR CUMULATIVE MEMBERSHIP DATA](#)

TOTAL FAMILY UNIT MEMBERS	266
FAMILY MEMBERS PAYING HALF DUES	138